








think
oblique

COLOR CARD

Due to small differences in print quality, actual colors may vary slightly.

	Black (BK)
	Blue (BL)
	Brown (BR)
	Dark Blue (DB)
	Gray (GY)
	Green (GN)
	Orange (OR)
	Pink (PK)
	Purple (PR)
	Red (RD)
	Tan (TN)
	White (WT)
	Yellow (YW)


CHOOSE FROM THESE THIRTEEN COLORS FOR 6 " E-Z VIEW
FOR OBLIQUE AND UNIFILE LABEL HOLDERS.




CHOOSE FROM THESE TWELVE COLORS FOR OBLIQUE FLAG GUIDES




DARK BLUE (DB)




BLUE (BL)




GREEN (GN)




YELLOW (YW)




BLACK (BK)




WHITE (WH)




PURPLE (PR)




TAN (TN)




PINK (PK)



ORANGE (OR)



GRAY (GY)



RED (RD)